

TRUE TERPENES



DESIGNED TO INSPIRE. MADE TO CREATE.

Terpenes are made for creating.
Now, the creativity is fully in your hands.

Speed to market. Product innovation. Trending flavors and strains. These are critical to gaining a competitive edge in today's market. The Made to Create Lab is designed to amplify your creative potential with endless ways to create your next bestseller.

BLACK CHERRY SODA
MANDARIN ZKITTLEZ
SOUR TANGIE
TWISTED CITRUS
CHERRY PIE
ICE CREAM COOKIES #8
WHITE CHOCOLATE RELATO

HERE'S HOW IT WORKS.



GET STARTED WITH MADE TO CREATE

Choose from one of our recommended pairings in the Creator Series and Live Resin Infused Creator Series and get started right away.


If you have more time for product development or don't see what you're looking for, take our recommendations as inspiration for your own formulation with the Innovator Series.



DESIGN



BLEND



CREATE

With True Terpenes Strains, backed by our industry-leading quality, safety, and compliance program, there's no limit to what you can create.



SELECT YOUR SERIES: MADE TO CREATE SERIES

MANDARIN ZKITTLEZ

50% ————— 50%



Accelerate the path to market with Made to Create Botanical Blend Pairings, designed by our team of flavor chemists to be mixed in a 50/50 ratio. Quickly create new and differentiated blends not available in our off-the-shelf catalog.

LIVE RESIN INFUSED
ICE CREAM COOKIES #8

95% ————— 5%



Elevate your offerings and create your own Live Alchemy Hemp Derived Terpenes-Infused botanical blends. Follow our recommended ratios or experiment to target your customer's taste.

ANYTHING YOU
CAN IMAGINE



You know your customer best. Respond to market demand with innovation. Experiment with different combinations to suit customer taste or target a trending strain. Control your own go-to-market strategy with the strains and flavor profiles your customer wants.



HOW TO: CREATOR SERIES

Before you begin: We always recommend starting small and ordering samples.

- ! **IMPORTANT:** Whenever formulating with any True Terpenes products, we strongly recommend testing a small batch first before working at scale. Differences in distillate as well as storage and handling practices at your facility can have an impact on end result, so it's always good practice to test in your own conditions, in the final form factor. (In other words, make a few carts or pre-rolls and taste them before making a large batch.)

EQUIPMENT:



Fragrance Strips



Glass Beaker



Gloves



Safety Glasses



Stir Bar + Stir Plate

1 DESIGN

1. Select the blend by visiting trueterpenes.com/create/.
2. Scroll down and click on Creator Series to view the menu options.
3. Choose your Creator Series blend and purchase one bottle of each strain that comprises the blend, in the same size. For example, if you would normally use 8oz of terpenes for a batch of distillate, to create Creator Series Grape Soda, purchase one 4oz bottle of Grape and one 4oz bottle of Twisted Citrus.



2

BLEND



METHOD 1: BEAKER, STIR BAR, STIR PLATE

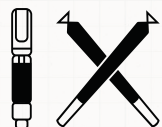
1. Pour an equal amount of each strain into a beaker and mix with a stir bar and stir plate.
2. Cover the blend and allow to steep for 24 hours before using.
3. If using right away, after the 24 hour rest period, mix with distillate. When making small batches for taste testing, allow to rest for an additional 24 hours before tasting. When going to production, allow to rest for 15 minutes before filling carts.
4. If not using right away, store in blue or amber glass bottles. (You can relabel and reuse the True Terpenes bottles, but be sure to keep the original labels as well.)
5. Note the date you opened the bottles and the Use by Date and follow the guidance as usual.

METHOD 2: BOTTLE MIXING

1. Measure terpenes by weight, not by volume. If you are using full bottles, this has already been done for you.
2. Pour an equal amount of each strain into an appropriate size amber or blue glass bottle.
3. Cap the bottle tightly and gently invert several times to mix. Agitation is not necessary.
4. Allow to rest for 24 hours before using.
5. Once you've created the blend, perform an aroma test by dipping a fragrance strip into the solution and then gently wafting it under your nose. While smell is different from taste this will give you a good initial indication of whether you're happy with the blend or want to adjust ratios.

3

CREATE



If using right away, after the 24 hour steeping period, mix with distillate and allow to rest for an additional 24 hours before tasting.

Note the date you opened the bottles and the Use by Date and follow the guidance as usual.



HOW TO: LIVE RESIN INFUSED CREATOR SERIES

Before you begin: We always recommend starting small and ordering samples.

- !** **IMPORTANT:** Whenever formulating with any True Terpenes products, we strongly recommend testing a small batch first before working at scale. Differences in distillate as well as storage and handling practices at your facility can have an impact on end result, so it's always good practice to test in your own conditions, in the final form factor. (In other words, make a few carts or pre-rolls and taste them before making a large batch.)

EQUIPMENT:



Amber or Blue Glass
Bottles for storing



Fragrance Strips



Glass Beaker



Glass
Pipette + bulb



Gloves



Notebook or method
of recording blend
ratio adjustments



Safety Glasses



Scale

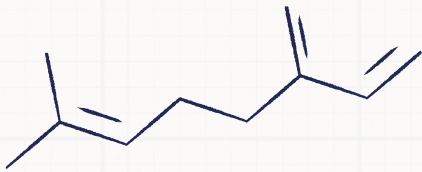


Stir Bar + Stir Plate (or Amber or Blue
Bottle large enough to contain the
blend for mixing)

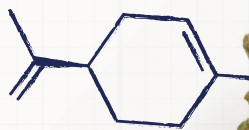
1 DESIGN

1. Select the blend by visiting trueterpenes.com/create/.
2. Scroll down and click on Live Resin Infused Creator Series to view the menu options.
3. Choose your Live Resin Infused blend, then determine the product sizes you need by following the steps below. (Note: We recommend starting with a ratio of 95% Botanical Terpenes to 5% Live Resin Hemp Terpenes by weight and adjusting to meet your customer's taste.)

MYRCENE



LIMONENE



2

BLEND



METHOD 1: BEAKER, STIR BAR, STIR PLATE

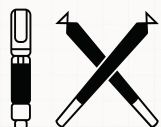
1. Measure terpenes by weight, not by volume. Combine 95% Botanical Terpenes with 5% Live Resin Hemp Terpenes in a beaker and mix with a stir bar and stir plate.
2. Cover the blend and allow to steep for 24 hours before using.
3. If not using right away, store in blue or amber glass bottles. (You can relabel and reuse the True Terpenes bottles, but be sure to keep the original labels as well.)
4. Note the date you opened the bottles and the Use by Date and follow the guidance as usual.

METHOD 2: BOTTLE MIXING

1. Measure terpenes by weight, not by volume.
2. Combine 95% Botanical Terpenes with 5% Live Resin Hemp Terpenes in an appropriate size amber or blue glass bottle.
3. Cap the bottle tightly and gently invert several times to mix. Agitation is not necessary. Allow to rest for 24 hours before using.
4. Once you've created the blend, perform an aroma test by dipping a fragrance strip into the solution and then gently wafting it under your nose. While smell is different from taste, this will give you a good initial indication of whether you're happy with the blend or want to adjust ratios.

3

CREATE



If using right away, after the 24 hour steeping period, mix with distillate and allow to rest for an additional 24 hours before tasting.

Note the date you opened the bottles and the Use by Date and follow the guidance as usual.



HOW TO: INNOVATOR SERIES

With the Innovator Series, you drive. And how you innovate is up to you. Our guidance is based on how our team of flavor chemists develops our profiles—only instead of formulating using 20–60 isolates as the building blocks, you’ll only need to work with a handful of ingredients to develop a totally innovative flavor unique to you..

Before you begin: We always recommend starting small and ordering samples.

! IMPORTANT: Whenever formulating with any True Terpenes products, we strongly recommend testing a small batch first before working at scale. Differences in distillate as well as storage and handling practices at your facility can have an impact on end result, so it’s always good practice to test in your own conditions, in the final form factor. (In other words, make a few carts or pre-rolls and taste them before making a large batch.)

EQUIPMENT:



Amber or Blue Glass Bottles for storing



Fragrance Strips



Glass Beaker



Glass Pipette + bulb



Gloves



Notebook or method of recording blend ratio adjustments



Safety Glasses



Scale



Stir Bar + Stir Plate (Or Amber or Blue Bottle large enough to contain the blend for mixing)



BLEND NAME: _____

NEEDS MORE BRIGHT CITRUS
CLASSIC HAZE, GAS,
WOOD TONES,
HOPS, & BETA-C

1

DESIGN



1. IDENTIFY YOUR TARGET STRAIN AND FLAVOR PROFILE

Choose your target based on trending strains, your customer’s preferences, or your own creative inspiration.

Then identify the flavor notes or characteristics that you want your final blend to have by performing real-world sensory analysis on the strain or flavor you’re targeting using the True Terpenes Aroma Wheel at trueterpenes.com/sensory/. This is where your own innovation comes in. [See how we did it with Creator Series Grape Soda on the next page.]

2. SELECT CANDIDATES FOR BLEND COMPONENTS

Search trueterpenes.com to find Strains and Flavors that contain elements you are looking for in your blend. Request samples or purchase small bottles of each option.

3. R&D

Flavors are not always additive. You don’t 100% know what will happen when you mix flavor profiles together, so it’s important to check and adjust. Perform an aroma test of all the different combinations. Experiment with pouring small amounts of different ratios into a beaker. Cover and allow to steep overnight. After 24 hours, dip a perfume strip into the solution and waft in front of your nose to smell. If you need to adjust, do so and record the adjustments.

BLEND NAME: TBDDATE: 4/20/23

	COMPONENT #1	COMPONENT #2	COMPONENT #3	
ROUND 1	75%	3%	22%	NOTES: TOO MUCH BLEND 3 & NEEDS MORE LR
ROUND 2	80%	7%	13%	NOTES: NAILED THE GAS NOTES! ADD CITRUS
ROUND 3	85%	5%	10%	NOTES: GRAPEFRUIT, LEMON-LIME, ORANGE CITRUS, DEEP GAS

APPROVED →

2

BLEND



METHOD 1: BEAKER, STIR BAR, STIR PLATE

1. Measure terpenes by weight, not by volume. Combine in a beaker in the ratios you have determined through R&D and mix with a stir bar and stir plate.
2. Cover the blend and allow to steep for 24 hours before using.
3. If using right away, after the 24 hour rest period, mix with distillate and allow to rest for an additional 24 hours before tasting.
4. If not using right away, store in blue or amber glass bottles. (You can relabel and reuse the True Terpenes bottles, but be sure to keep the original labels as well.)
5. Note the date you opened the bottles and the Use by Date and follow the guidance as usual.

METHOD 2: BOTTLE MIXING

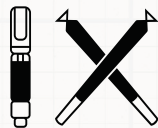
1. Measure terpenes by weight, not by volume.
2. Combine the terpene profiles in the ratios you have determined through R&D in an appropriate size amber or blue glass bottle.
3. Cap the bottle tightly and gently invert several times to mix. Agitation is not necessary.
4. Allow to rest for 24 hours before using.

SMALL SCALE TEST IN FORMAT

Taste test in final form factor. Aroma is not always the same as flavor. Mix with distillate and allow to rest for an additional 24 hours before tasting.

3

CREATE



If using right away, after the 24 hour steeping period, mix with distillate and allow to rest for an additional 24 hours before tasting.

Note the date you opened the bottles and the Use by Date and follow the guidance as usual.

Purchase larger sizes of your Innovator Blend components and follow the Blend steps.



MADE TO CREATE LAB: GRAPE SODA FORMULATION

1. The team started by performing sensory analysis on grape soda. Using the **True Terpenes Aroma Wheel** as a guide, they tasted the soda and made flavor and aroma notes.
2. We identified the primary flavor note as Grape and chose three options for a Grape flavor note by searching in the True Terpenes catalog.
3. The next step was to identify the characteristics of Grape Soda (kick from carbonation, slightly acidic, slight sourness), since we were targeting the effect of carbonation vs. a particular flavor. We choose three options for this base note by searching in the True Terpenes catalog.
4. We then performed an aroma test of all the different combinations. We poured a small amount of each candidate (we used 50/50 for Grape Soda) into a beaker. We then dipped a perfume strip into the solution and wafted the strip in front of the nose. We were happy with the 50/50 ratio and the combination of Grape and Twisted Citrus.
5. We covered the Grape + Twisted Citrus blend and allowed to steep overnight before filling carts.
6. Finally, we taste tested in the final form factor. We filled carts and allowed them to steep overnight before tasting with our Sensory Team.



BOTANICAL CREATOR SERIES: FORMULATION GUIDE

BLEND NAME	50%	50%
<p>Animal Cookies A lightly sweet cookie layered with raisin and almonds with a smooth, creamy finish.</p>	<p>[Classic Strains] Girl Scout Cookies</p>	<p>[Classic Strains] Fire OG</p>
<p>Animal Mintz Sweet, cool mint meets dark chocolate cookie with a hint of cream, all on a subtly spicy woody base.</p>	<p>[Infused Strains] Thin Mint Cookies</p>	<p>[Infused Strains] Ice Cream Cookies #8</p>
<p>Apple Tartz Juicy, super sweet caramelized red apples swirled with berries and warm brown spice notes.</p>	<p>[Flavors] Green Apple</p>	<p>[Infused Strains] Gruntz</p>
<p>Apples and Bananas Ripe, crisp apple and juicy pear play overtop a sugary banana base. A slight woodiness grounds this super juicy strain.</p>	<p>[Flavors] Green Apple</p>	<p>[Infused Strains] Banana Runtz</p>
<p>Bahama Mama A tropical trip of sweet and bright pineapple juice and island fruit, blended into a base of coconut cream.</p>	<p>[Infused Strains] Maui Wowie</p>	<p>[Infused Strains] Tropicana Cookies</p>
<p>Black Cherry Soda Classic black cherry soda, with hints of vanilla and the refreshing finish of a fizzy fountain drink.</p>	<p>[Infused Strains] Twisted Citrus</p>	<p>[Infused Strains] Cherry Pie</p>
<p>Blue Cookies Sweet wild blueberries baked in a biscotti cookie with hints of cardamom and baking spice.</p>	<p>[Infused Strains] Blue Zkittlez</p>	<p>[Classic Strains] Girl Scout Cookies</p>
<p>Blueberry Cookies Ripe, juicy blueberries baked into vanilla iced sugar cookies.</p>	<p>[Flavors] Blueberry Banana Pancakes</p>	<p>[Classic Strains] Girl Scout Cookies</p>
<p>Blueberry Yum Yum Sugary sweet blueberry flavor topped with with a subtle vanilla cake and whipped cream finish.</p>	<p>[Infused Strains] Blue Widow</p>	<p>[Infused Strains] Blueberry Haze</p>

BLEND NAME	50%	50%
<p>Candy Rain Juicy, sweet bubble gum grape sits atop a classic cannabis haze base of sweet fresh pine with a warm cinnamon spice finish.</p>	<p>[Infused Strains] Purple Punch</p>	<p>[Classic Strains] Gelato</p>
<p>Fruity Pebbles OG A classic fruity medley of sweet strawberry, cherry, grape, and orange, overtop a creamy, toasty cereal milk base.</p>	<p>[Infused Strains] Cereal Milk</p>	<p>[Classic Strains] Green Crack</p>
<p>Gelatti Lightly sweet lavender pound cake with notes of citrus and orange blossom.</p>	<p>[Classic Strains] Gelato</p>	<p>[Infused Strains] Biscotti</p>
<p>Glitter Apples Loud and juicy green apple with a nutty peanut butter finish.</p>	<p>[Flavors] Green Apple</p>	<p>[Infused Strains] 24k Gold Punch</p>
<p>Grape Soda Sweet, juicy purple grape flavor with a lightly sour note that evokes the kick of carbonation. Throw it back with this nod to the sparkling extra sweet grape fave.</p>	<p>[Infused Strains] Twisted Citrus</p>	<p>[Flavors] Grape</p>
<p>Kush Mintz Bright lemon and lime zest grounded by an earthy woody note, followed by a cooling menthol finish.</p>	<p>[Classic Strains] OG Kush</p>	<p>[Infused Strains] Thin Mint Cookies</p>
<p>Lemon Cherry Runtz A splash of cherry juice and sugary sweetness followed by a lemon sorbet finish.</p>	<p>[Infused Strains] Cherry pie</p>	<p>[Infused Strains] Lemonade Kush</p>
<p>Lemon Slushee Sweet lemon drop flavor with a hint of cooling melon on the finish.</p>	<p>[Flavors] Fresh Lemon</p>	<p>[Infused Strains] Watermelon Zkittlez</p>
<p>Mandarin Zkittlez A bright and citrusy, super sweet orange and lime strain with a smooth, sugary, slightly spicy finish.</p>	<p>[Infused Strains] Twisted Citrus</p>	<p>[Infused Strains] Sour Tangie</p>
<p>Mango Sherbert Ripe, sweet mango, sugared violets, and a smooth vanilla cream finish.</p>	<p>[Infused Strains] Mango Kush</p>	<p>[Infused Strains] Ice Cream Cookies #8</p>

BLEND NAME	50%	50%
<p>Melon Runtz Fresh honeydew, light mint, and a hint of gelato on a delicately spicy base.</p>	<p>[Infused Strains] Watermelon Zkittles</p>	<p>[Classic Strains] Runtz</p>
<p>Melon Wreck Watermelon juice and fresh cut melon are elevated by hints of pine and spice.</p>	<p>[Infused Strains] Watermelon Zkittles</p>	<p>[Classic Strains] Durban Poison</p>
<p>Mochi Gelato Notes of cooling mint, chocolate, and sweet ice cream cake swirl together to create a classic mochi ice cream flavor.</p>	<p>[Classic Strains] Gelato</p>	<p>[Infused Strains] Thin Mint Cookies</p>
<p>Pineapple Gelato Creamy, sweet vanilla ice cream with pineapple tidbits swirled in, topped with a sugary glaze.</p>	<p>[Infused Strains] Golden Pineapple</p>	<p>[Infused Strains] Wedding Cake</p>
<p>Pink Runtz A delicate mix of sweet red fruits and cotton candy over a smooth earthy base.</p>	<p>[Classic Strains] Zkittlez</p>	<p>[Flavors] Strawberry Kiwi</p>
<p>Purple Octane Sugary grape amps up a classic purp profile over a backbone of clean, sweet diesel.</p>	<p>[Classic Strains] Durban Poison</p>	<p>[Infused Strains] Grape Ape</p>
<p>Red Velvet Sweet red velvet and vanilla cream icing finished with spoonfulls of raspberry jam and chocolate syrup..</p>	<p>[Infused Strains] Raspberry Kush</p>	<p>[Infused Strains] Thin Mint Cookies</p>
<p>Strawberry Lemonade Classic summertime lemonade sweetened with crushed red berries and strawberry syrup.</p>	<p>[Infused Strains] Strawberry Cough</p>	<p>[Infused Strains] Lemonade Kush</p>
<p>Strawberry Milkshake Sweet frozen strawberries blend with smooth vanilla ice cream in this dessert strain, reminiscent of a strawberry shake.</p>	<p>[Infused Strains] Strawberry Shortcake</p>	<p>[Infused Strains] Ice Cream Cookies #8</p>
<p>Tropic Thunder A pineapple fruit cup, with hints of juicy citrus, cherry, green apple, and lemon zest.</p>	<p>[Infused Strains] Unicorn Piss</p>	<p>[Infused Strains] Golden Pineapple</p>
<p>White Cherry Gelato Sweet maraschino cherries and vanilla cream swirled with dark pomegranate syrup.</p>	<p>[Infused Strains] Cherry Pie</p>	<p>[Infused Strains] Ice Cream Cookies #8</p>
<p>White Raspberry Kush White chocolate flakes sprinkled over white cake layered with sweet vanilla cream and raspberry jam.</p>	<p>[Infused Strains] Raspberry Kush</p>	<p>[Infused Strains] White Gushers</p>
<p>Zoap Bold citrus notes of lemon-lime, tangerine and grapefruit blend with a deep gas.</p>	<p>[Infused Strains] Forbidden Guava</p>	<p>[Infused Strains] Twisted Citrus</p>



LIVE RESIN

CREATOR
95/5

LIVE RESIN INFUSED CREATOR SERIES: FORMULATION GUIDE

BLEND NAME	95%	5%
LIVE RESIN INFUSED Cannaloupe Haze Cool melon sits atop a sharp but well rounded haze profile of clove and dry wood.	[Infused Strains] Cannaloupe Haze	[Live Resin] Jack Vintage 2022
LIVE RESIN INFUSED Cereal Milk Sweet caramelized strawberry and a toasted bready note sit atop a complex fusion of slight gas, teakwood, and brown spice.	[Infused Strains] Cereal Milk	[Live Resin] Wedding Cake Vintage 2022
LIVE RESIN INFUSED Dabbalicious Classic pink bubblegum flavor pops against a subtly sweet base of earthiness and gas.	[Infused Strains] Dabbalicious	[Live Resin] GG#4 Vintage 2022
LIVE RESIN INFUSED Forbidden Fruit This bold and fruity profile features notes of cherry, grapefruit, and cedar that hover over a super complex, funky gas base.	[Infused Strains] Forbidden Fruit	[Live Resin] GG#4 Vintage 2022
LIVE RESIN INFUSED Green Crack Sweet gas, clove, hops, and warm woody notes meld together seamlessly in this classic haze profile.	[Classic Strains] Green Crack	[Live Resin] Jack Vintage 2022
LIVE RESIN INFUSED Grunt z A strong sugary kick of juicy berry and grape balances over a base of sweet diesel and light florals.	[Infused Strains] Grunt z	[Live Resin] Paradise OG
LIVE RESIN INFUSED Ice Cream Cookies #8 Complex earthiness, sweet gas, and spice give dimension to the classic flavors of vanilla cake and sweet cream.	[Infused Strains] Ice Cream Cookies #8	[Live Resin] Wedding Cake Vintage 2022
LIVE RESIN INFUSED Lime Sherbet Punch A sweet and creamy citrus fruit bouquet lays overtop a classic purp profile.	[Infused Strains] Lime Sherbet Punch	[Live Resin] Granddaddy Purple Vintage 2022
LIVE RESIN INFUSED Purple Urkle A complex purp aroma of berries, earthiness, and subtle floral notes play off juicy grape popsicle flavor.	[Infused Strains] Purple Urkle	[Live Resin] Granddaddy Purple Vintage 2022
LIVE RESIN INFUSED White Gushers Creamy peaches and tropical fruit dance over top a bold kush base of earthiness and pine.	[Infused Strains] White Gushers	[Live Resin] Jack Vintage 2022